

911 Reflective Address Markers

Time is the enemy. In an Emergency, locating your address as soon as possible is the first step in saving lives and property. Time wasted searching for the proper address is something many callers to 911 don't have. There's a big difference between knowing the address and finding the address.

Improper addressing frustrates emergency responders, but it could be deadly to the resident because of the delays that result. Proper address marking is the responsibility of each resident at MWF.

Together, we can minimize if not eliminate this chronic addressing problem. We've received outstanding positive feedback on the quality and importance of these address marker signs. If you've seen the signs, you know what a big difference they do make!

In summary, this is a great program! It's very easy to implement, requires minimal effort and will make a definite, positive impact in our wonderful community.

<p>Use this handy form to order your address marker today! This is a voluntary program, not mandatory. This program is not a fundraiser, all address markers are sold at cost. We just think it's a great idea!</p>	<p>Only \$8. ea.</p>
--	---

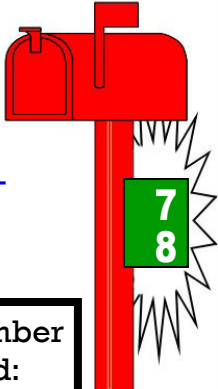
How to order:

- Look at your mailbox first and decide which style below is best for your chosen application.
- It is up to each resident to install their own address marker. Each marker has 4 predrilled holes to make it easy to simply screw to your mailbox post. If you can't figure out a way to fasten it to your mailbox, simply pound a 2x2 wood stake in the ground next to your mailbox and attach your sign to it.
- Fill out this form. Hand your form to a current board member, at a board meeting or association meeting, or mail it to the address below along with your check (Payment must accompany form).
- **Numbers on the 2-sided versions are offset to allow 1 side of the sign to be screwed to your post, while allowing the other side of the sign to still be seen.**




All 6" x 9" address markers have a highly visible green reflective background with white reflective 4" numbers.

Number of <i>VERTICAL</i> address markers _____ at \$8. ea = _____
Number of <i>HORIZONTAL</i> address markers _____ at \$8. ea = _____
Number of <i>CENTERED</i> address markers _____ at \$8. ea. = _____

Once the sign has been completed, you will be contacted to arrange delivery/ pickup or assistance with installation if needed.



Mounting Preference:(check all that apply)

<input type="checkbox"/> "Vertical" 2-sided <i>Mount to Vert. post</i> 	<input type="checkbox"/> "Horizontal" 2-sided <i>Mount to Horiz. post</i> 	<input type="checkbox"/> Centered 1 sided 
--	---	--

Address Number Requested:

Name: _____

Street address: _____

Phone #: _____

Email: _____

Checks made payable to: MWFPOA, PO Box 77-1896, Ocala, FL 34477-1896